

PATHWAYS FRIENDLY POLICIES: HOW PRACTITIONERS CAN ENGAGE AND GUIDE THE POLICY CONVERSATION



SUNY Guided Pathways Institute

June 2019

Presented by:

Michael Collins, JFF

Ashley Bliss Lima, JFF





Smart Postsecondary Policies That Work for Students and the Economy



Focus on
**Talent Development
Needs of Regional
and State Economies**

A set of six white line-art icons on a dark red background. The icons represent: a target with an arrow, a document with a grid, a flowchart, a hand pointing to a dollar sign, a handshake, and a graduation cap.

Create Efficient
**Pathways to
Postsecondary
Credentials**

A set of five white line-art icons on a dark blue background. The icons represent: two buildings with arrows indicating a path, a document with a checkmark, a diploma, and two graduation caps.

Help All Students
**Fulfill Their
Potential**

A set of five white line-art icons on a dark green background. The icons represent: two people sitting at a table, a hand holding a dollar sign, a tag with a dollar sign, a house, a car, and a tractor.

FOCUS ON TALENT DEVELOPMENT



ATTAINMENT GOAL



LONGITUDINAL DATA SYSTEM



LABOR MARKET OUTCOMES



ALIGNMENT TO WORKFORCE NEEDS



REGIONAL PARTNERSHIPS



WORK-BASED LEARNING

CREATE EFFICIENT PATHWAYS



DUAL ENROLLMENT



COLLEGE READINESS



**PATHWAYS TO
2-YEAR DEGREE**



**PATHWAYS TO
4-YEAR DEGREE**



HIGHER ED FINANCE

HELP STUDENT FULFILL THEIR POTENTIAL



**COLLEGE & CAREER
ADVISING**



HOLISTIC SUPPORT





**COLLEGE
AFFORDABILITY**



**STATE
FINANCIAL AID**

GROUP ACTIVITY



States included in Policy Scan



15-STATE POLICY SCAN

KEY TAKEAWAYS

Headed in the right direction

As a nation, we are increasingly focused on the right things, have some useful tools in place, and know much about what works.

Progress has been spotty

Much of the momentum has been achieved in a few areas with significant focus and investment by policymakers, philanthropy, thought leaders, and reform minded practitioners.

Policy is behind the curve

Yet, reform-minded institutions, working together with funders and community and education partners are on the vanguard of change, in the absence of an enabling and supportive policy environment.

The challenge now is scale

It's time for policy to catch up, catalyze and invest in systems change, and scale what works.



15-STATE POLICY SCAN

OVERALL FINDINGS

Data rich, information poor

We have data systems but are not arming students, institutions, and policymakers with actionable intelligence

Focused on affordability, but approach outdated

Even with growing popularity of promise programs, overall approach to aid still lags behind needs of today's students

Emphasis still on entry, not exit

Getting into college still garners most of the investment and interventions – and primarily for the benefit of traditional youth

Systems partnering, but not yet aligned

Progress being made on pathways and partnerships, yet true systems alignment still largely elusive

TALENT DEVELOPMENT

NEW YORK: HIGHLIGHTS

- Support for high-quality, paid WBL and expanding registered apprenticeships (+)
- LDS links student data across systems (+); but information is not publicly accessible (-)
- LMI is not available to track and report employment outcomes of college grads (-)
- No attainment goal (-)



EFFICIENT PATHWAYS

NEW YORK: HIGHLIGHTS

- Support for multiple measures, coreq and math pathways (+)
- Transfer paths exist and are publicly available (+)
- Regular tracking and reporting time to degree for 2-year degrees does not exist (-)
- Statewide transfer goals to promote students' education and career goals do not exist (-)



FULFILLING POTENTIAL

NEW YORK: HIGHLIGHTS

- Emergency aid provided to students facing economic insecurities (+)
- The state alleviates barriers to college for disconnected youth and adults (+)
- Regional partnerships exist that connect students to resources to help them persist and complete (+)
- No assistance to increase access to public benefits that can improve students' financial stability (-)

WHAT DO WE MEAN WHEN WE SAY “POLICY”

ENABLING POLICIES

Enabling policies that encourage innovation and foster stronger collaboration across systems to accelerate implementation of evidence-based approaches

HIGH-LEVEL DIRECTIVES

High-level directives that set clear expectations and deadlines for practitioners and partners to take action

INTENSIVE TECHNICAL ASSISTANCE

Intensive technical assistance deployed statewide to support practitioners and partners

FINANCIAL RESOURCES

Financial resources, incentives, and tax policy changes that inject much needed investments into the implementation and scaling of evidence-based approaches

DATA & METRICS

Data collection and reporting systems that measure meaningful education and labor market outcomes and make information available to the public to guide their education decisions and hold systems accountable



DESIGN PRINCIPLES FOR GOOD POLICY

1. No Silver Bullets
2. Context Matters
3. Flow from Practice
4. Sense of Ownership
5. Respect Autonomy
6. No Rigid Prescriptions
7. Catalyze change
8. Use High-Level Directives



POLICY FRAMEWORK



CONDITIONS

Metrics

Money

Systems Integration



CAPACITY-BUILDING

Data

Institutional Capacity

State Infrastructure for
Scale

Flexibility





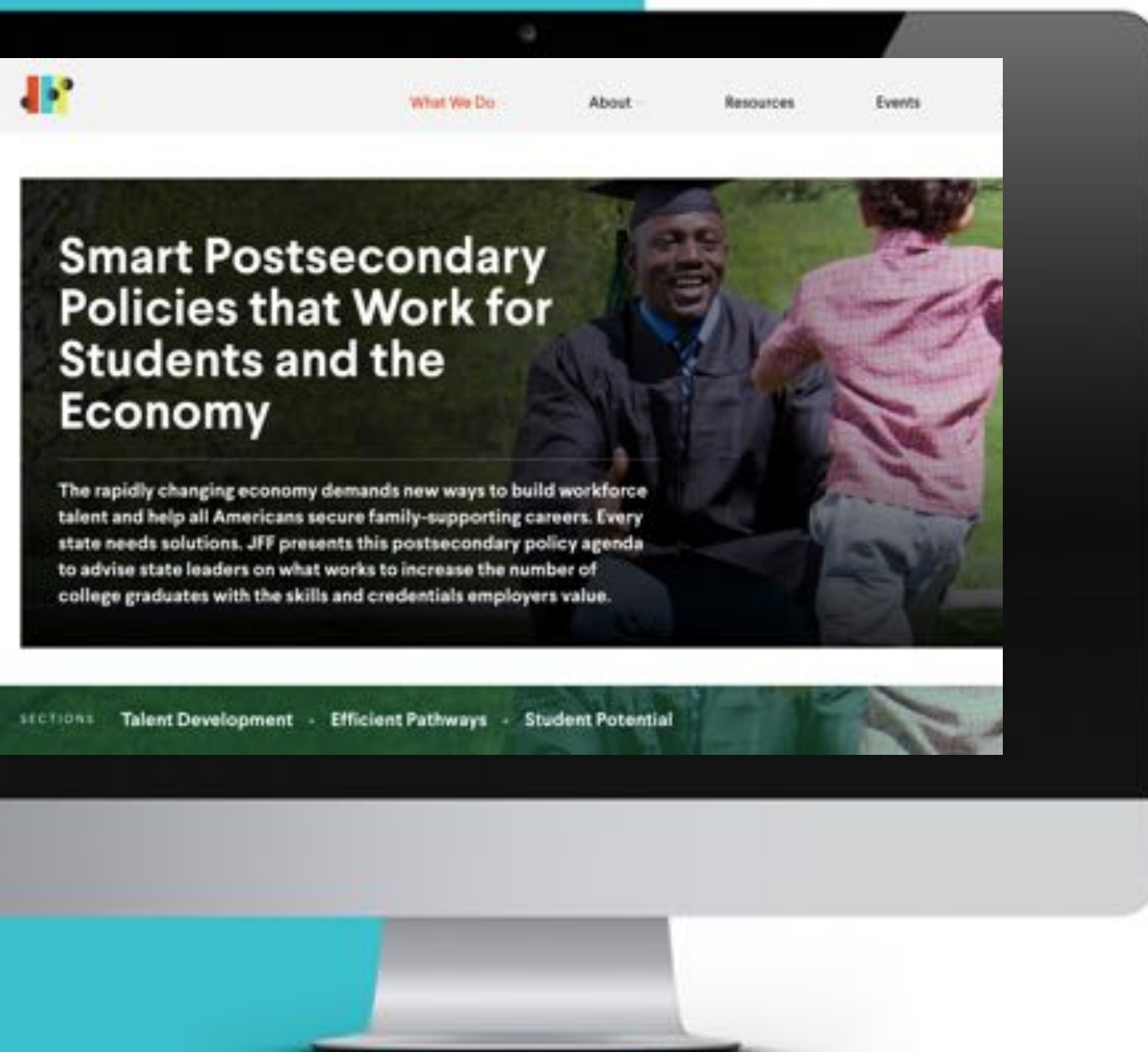
SUSTAINABILITY

Evaluate

Co-design policy

GROUP ACTIVITY






HELP SPREAD THE WORD

SHARE – [JFF.org/PoliciesThatWork](https://www.jff.org/PoliciesThatWork)

TWEET -- #PoliciesThatWork

MENTION @JFFtweets
#JFFPostsecondary





JFF

THANK YOU!

VISIT US TODAY AT JFF.ORG